



## JS20MH Wheeled Material Handler

Engine power: 93kW (125hp) Operating weight: 20,328 kg – 20,720 kg (excluding attachment)





## THE ALL NEW JS20MH.

THE JCB JS20MH WHEELED MATERIAL HANDLER IS BUILT TO TAKE HARSH ENVIRONMENTS AND TOUGH APPLICATIONS IN ITS STRIDE. IT'S TAILOR MADE FOR WASTE AND RECYCLING, IN OTHER WORDS, ASSEMBLED USING ONLY THE FINEST COMPONENTS AVAILABLE. THERE'S A RAFT OF FEATURES TO ENSURE RELIABILITY, PRODUCTIVITY AND VERSATILITY. THERE'S ALSO PLENTY OF PROTECTION FOR OPERATORS, BYSTANDERS AND MACHINERY ALIKE. HERE ARE JUST A FEW OF THE JS20MH'S KEY FEATURES:

- 1 JCB EcoMAX engine provides high performance at low revs for reduced fuel consumption
- 2 Centralised turret provides maximum 360-degree stability
- 3 No punctures and great stability with solid tyres
- 4 Durable and strong boom and dipper fabrication
- 5 Choice of dipper configuration for flexibility and versatility
- 6 Industry-leading components throughout
- 7 Rigid fully welded front and rear stabilisers
- 8 JCB 2GO isolation system provides enhanced safety









# STRENGTH INSIDE AND OUT.

**BEFORE BUYING A MATERIAL HANDLER, YOU NEED TO KNOW IT'S GOING TO BE TOUGH ENOUGH TO PERFORM ALL THE JOBS YOU ASK OF IT. FORTUNATELY, WITH A JCB JS20MH, STRENGTH AND DURABILITY COME AS STANDARD.**

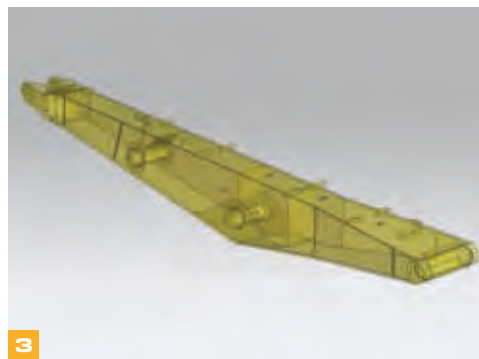
## The sum of its parts.

- 1 To ensure ultimate reliability, we only use the very best components in the industry – that includes a JCB engine, Kawasaki pumps, and ZF axles and transmission.
- 2 Proven reliability JCB engines are tried and tested. We've built 200,000 DIESELMAX engines since 2004 and we've tested our latest EcoMAX T4i/Stage IIIB engine for 110,000 hours in 70 different machines across the toughest applications and environments.



## Boom and dipper.

- 3 The boom and dipper on a JS20MH are made from high tensile steel, with single-piece wrapper plates and internal reinforcing baffles for long life and durability.
- 4 We use Finite Element Analysis with extensive rig and endurance testing to make sure that the JS20MH's key components last longer.
- 5 JCB's advanced manufacturing and assembly processes produce high precision, top quality parts.



To prevent rocking under braking, the JS20MH's heavy-duty ZF axles feature zero backlash disc brakes in the wheel hubs.





7

### Structural strength.


**E** Raised side plates on the nose of the gooseneck dipper give excellent damage protection to the JS20MH's attachment hoses.

**Z** A high-strength rigid upper frame provides maximum durability and support, while a closed box section revolving frame increases strength, reduces stress and is highly resistant to impact damage.

**E** Access doors on the JS20MH are designed to be strong, rigid and durable. We've also fitted substantial steel guards to the front and rear light clusters, as well as the working lights.

**S** Front and rear stabilisers are fully welded, offering maximum rigidity and stability. We also welded the JS20MH's central turret to both upper and lower undercarriage frames for maximum strength.

The JS20MH has a purpose-designed-and-built straight chassis with a centralised slew turret for maximum lift performance through the full slew circumference.



6



8



8



## MAXIMUM PRODUCTIVITY, MINIMUM SPEND.


IN THE CURRENT ECONOMIC CLIMATE, IT'S MORE IMPORTANT THAN EVER TO BE EFFICIENT IN EVERY WAY. THE NEW JS20MH AND ITS JCB ECOMAX ENGINE WORK IN PERFECT HARMONY, SAVING MONEY, TIME AND MORE.

### Upping output.

**1** The JS20MH's cab can be hydraulically elevated by 2.1m, making it perfect for loading high-sided containers. The extra visibility minimises damage, maximises productivity and improves safety.

**2** Because the JS20MH can sort, handle, grab or compact, it's highly versatile. Better still, the dedicated 5.7m straight boom can be fitted with either a 4m gooseneck dipper for maximum reach or a 3.6m material handling dipper for maximum attachment functionality.

**3** Choose the optional rubber pads for the stabiliser feet and you can use the JS20MH on sensitive grounds like tarmac without causing damage.





### EcoMAX efficiency.

4 The 93kW JCB EcoMAX T4i-compliant motor produces high levels of torque at low engine speeds for fuel-efficient transmission and hydraulic matching. For further savings, JCB auto-idle technology reduces engine speed when the hydraulics aren't in use.

5 The JS20MH's wide core radiator allows large debris to pass through, while an auto-reversing fan blows out any trapped material to maintain a healthy air flow.

### Stability, hydraulics and attachments.

6 Solid tyres prevent punctures and aid stability, especially when working off the wheels. Our optional wider axles (250mm wider than standard) provide even more stability if required.

7 To maximise fuel efficiency, the JS20MH benefits from advanced hydraulic technology, including optimised hydraulic pump settings, advanced spool design, and cutting edge electronic management software.

8 The chassis features a centralised slew turret which improves 360-degree stability compared to conventional wheeled excavators.

9 The JS20MH has cushioned boom and dipper cylinders to prevent shock loadings; this protects your machine and increases operator comfort.



## A COMFORTABLE FAVOURITE.

WE'VE DESIGNED THE JCB JS20MH TO BE VERSATILE, COMFORTABLE, ERGONOMIC AND INTUITIVE TO OPERATE. WHICH IS GOOD FOR YOUR OPERATORS BUT EVEN BETTER FOR YOU; AFTER ALL, GREAT EASE OF USE EQUALS GREAT PRODUCTIVITY.

### Comfortably in control.

**1** Light, intuitive and smooth controls improve comfort and productivity. Joystick mounted power boost button allows for quick access of extra hydraulic power.

Proportional auxiliary control options offer smooth, precise control, improved multifunctionality and further fuel savings.

**2** Conveniently located stabiliser controls coupled with smooth and responsive joysticks offer great control of the JS20MH allowing for maximum productivity and ease of use.

A balanced slew and electrohydraulic controlled slew braking give good speed and precision.

**3** JCB's climate control option offers a precisely controlled cab temperature with fresh or recirculated air. Demisting/defrosting functions keep the front window clear.

**4** The robust steering column and controls are independently adjustable so that it's simple to find the perfect operating position.





### Visibly better.

**5** The JS20MH's large laminated glass roof window provides optimum visibility for working at height. A 70/30 front screen split provides uninterrupted forwards visibility; for added machine and operator protection, specify optional FOPS Level 2 guards. The JCB JS20MH is equipped with a full set of side and rear view mirrors for all round visibility and safety compliance.

**6** Choose the LED work lights on the JS20MH for an even better field of vision for the operator over standard work lights.

### Even more benefits.


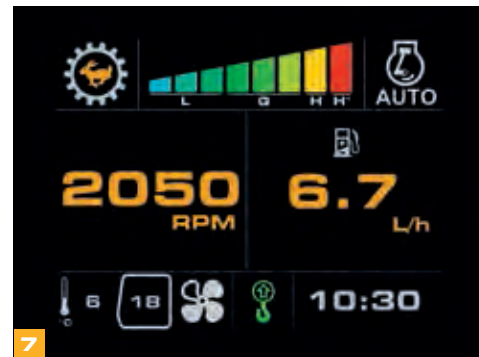
**7** Work mode selection is done via the rotary throttle control, allowing the operator simple, quick and easy selection from one dial. The JS20MH's variable power bands allow you to tailor performance and therefore maximise efficiency.

**8** There's a spacious luggage tray behind the seat, while an auxiliary power socket is ideal for coolboxes and charging mobile phones.

**9** The cab uses 6 viscous rubber mounts to minimise noise and vibration.

The JS20MH offers a quieter working environment, as we've reduced internal noise levels to 70dB(A).

**10** The standard 7" full colour multi function display is easy to read in all light conditions and provides instant access to information on the machine operation. With customisable home screens the operator can choose what information they want to see.






## THE SAFE CHOICE.

ON-SITE SAFETY IS A CRUCIAL PART OF ANY OPERATION, SO THE JS20MH HAS BEEN DESIGNED TO INCORPORATE AS MANY CUTTING-EDGE SAFEGUARDS AS POSSIBLE. WITH THIS NEW WHEELED MATERIAL HANDLER, YOUR OPERATORS REALLY ARE IN SAFE HANDS.

### Routine safety.

- 1** The JS20MH bonnet opens front-to-rear for easy and safe engine service access, while the optional safety rails protect operators carrying out maintenance on the upper structure of the machine.
- 2** Ground level maintenance checks mean routine servicing is safe, and optional wheel chocks prevent the JS20MH from moving accidentally.
- 3** Operators can constantly monitor rearwards via a rear-view camera on the in-cab display. An optional side-view camera provides visibility to the right-hand side.
- 4** An optional travel alarm and extra flashing beacons improve on-site safety for both operators and bystanders.
- 5** Selectable independent stabiliser operation makes deployment easy and safe.





### In any event.

**6** Optional screen and roof guards on the JS20MH protect from impact damage, and fitting both sets provides complete Level 2 FOPS protection.

**7** Our optional dipper limiter feature makes sure the attachment won't strike the cab (or the roof of a low building). We can also provide EU standard EN474 lifting kits to protect operators and bystanders during craning.

**8** There's an external cab lowering system on the JS20MH; this can be operated from ground level in an emergency.

**9** The JS20MH is designed to protect from costly slips and trips; its steps and platforms have anti-slip punched steel plates for optimum grip, even in wet or icy conditions.

**10** To prevent injury from accidental machine movements, JCB's 2GO system fully isolates the hydraulics – the JS20MH can only be started in a safe locked position with two separate inputs.

**11** Hose burst check valves (HBCVs) stop the boom and dipper collapsing in the event of hose failure.

### Additional safeguards.

**12** Extra safety options on the JS20MH include a proximity alarm which warns the operator when bystanders are too close – each alarm trigger is recorded and can be analysed remotely. Then there's a fire suppression system to protect machines, operators and sites alike; the additional cab air filtration system, meanwhile, guards against noxious or contaminated atmospheres.



**10**





## LESS SERVICING, MORE SERVICE.

THE JS20MH IS DESIGNED TO BE LOW MAINTENANCE, YET EASY TO SERVICE WHEN ROUTINE WORK IS DUE. THIS MAKES THE MACHINE AFFORDABLE, EFFICIENT AND HIGHLY PRODUCTIVE, HELPING YOU GET THE BEST POSSIBLE RETURN ON YOUR INVESTMENT.

### Easy does it.

**1** The engine radiator, intercooler and hydraulic oil cooler are all mounted side-by-side, making it easy to service and clean them.

**2** We've eliminated the need for a visibowl style pre-cleaner on the JS20MH with our scavenger filtration system. Fitted as standard on the 20MH, this uses suction from the cooling fan to remove heavier particles from the induction system, helping to extend your air filter change intervals.

Because the EcoMAX engine doesn't need exhaust after treatment, it doesn't require costly low ash engine oils. Unlike most Tier 4i engines, JCB EcoMAX doesn't use a Diesel Particulate Filter (DPF) or SCR, saving you additional running costs.

#### SERVICE INTERVALS

Engine oil and oil filter	Every <b>500</b> hours
Hydraulic oil	Every <b>5000</b> hours
Hydraulic oil filter	Every <b>1 000</b> hours

**3** The JCB JS20MH as standard are fitted with a single point grease system which is conveniently located at ground level for ease of access and use.


### Lasting the distance.

**4** The filters on the JS20MH (engine oil, hydraulic oil and fuel) are centrally located for fast, easy servicing, while JCB's uprated glass fibre main return filter in the hydraulic tank minimises the risk of contamination of the hydraulic fluid.

To make maintenance quick, safe and easy, we've centralised the high level pivot greasing points at ground level.



The JS20MH's bonnet opens and closes easily with gas-assisted cylinders, and the service bays are large and wide for good access.



(A) Hydraulics oil filters (B) Fuel filters




# LIVELINK, WORK SMARTER

**LIVELINK IS AN INNOVATIVE SOFTWARE SYSTEM THAT LETS YOU MANAGE JCB MACHINES REMOTELY – ONLINE, BY EMAIL OR BY MOBILE PHONE. ACCESS EVERYTHING FROM MACHINE ALERTS TO HISTORY INFORMATION, WITH ALL DATA STORED AT A SECURE CENTRE.**

### Productivity and cost benefits

By providing information like idle time monitoring and machine fuel consumption, JCB Livelink helps reduce your fuel usage, saving money and improving productivity. Machine location information can help improve efficiency and perhaps even reduce insurance costs.



### Maintenance benefits

Manage machine maintenance easily – accurate hours monitoring and service alerts improve maintenance planning, while real-time location data helps you manage your fleet. Critical machine alerts and maintenance history records are also available.



### Security benefits

Livelink's real-time geofencing alerts tell you when machines move out of predetermined zones, and real-time curfew alerts inform you of unauthorised usage. Further benefits include real-time location information.





## VALUE ADDED

JCB'S WORLDWIDE CUSTOMER SUPPORT IS FIRST CLASS. WHATEVER YOU NEED AND WHEREVER YOU ARE, WE'LL BE AVAILABLE QUICKLY AND EFFICIENTLY TO HELP MAKE SURE YOUR MACHINERY IS PERFORMING TO ITS FULL POTENTIAL.



1

**1** Our Technical Support Service provides instant access to factory expertise, day or night, while our Finance and Insurance teams are always on hand to provide fast, flexible, competitive quotes.

**2** The global network of JCB Parts Centres is another model of efficiency; with 15 regional bases, we can deliver around 95% of all parts anywhere in the world within 24 hours. Our genuine JCB parts are designed to work in perfect harmony with your machine for optimum performance and productivity.

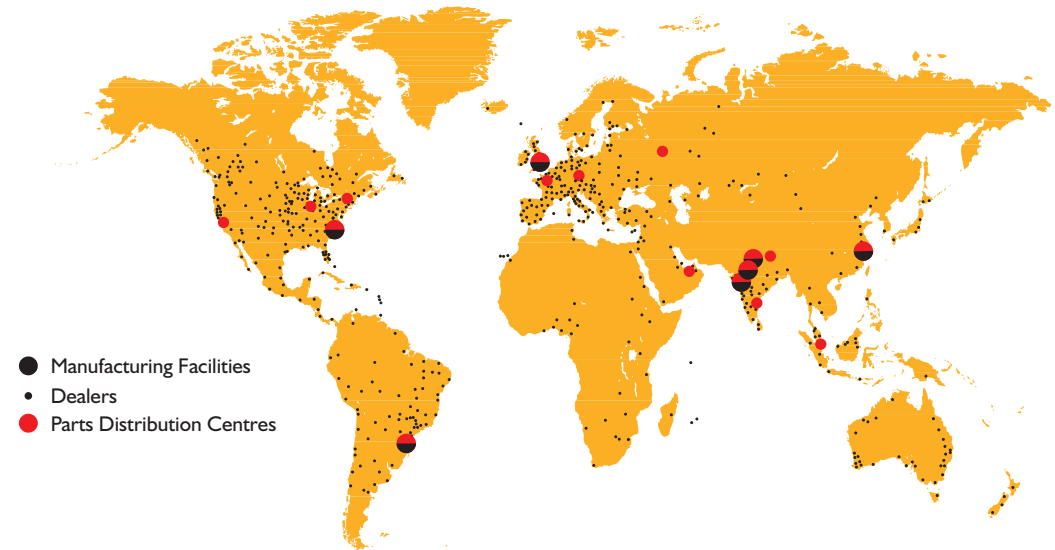


2

**3** Your JCB dealer can offer a range of customer care packages designed to meet your needs. Extended warranty programmes JCB PremierCover and JCB PowertrainCover help keep cost of ownership down, and our service agreements provide quality professional maintenance ensuring your machine is kept in its best optimal condition.



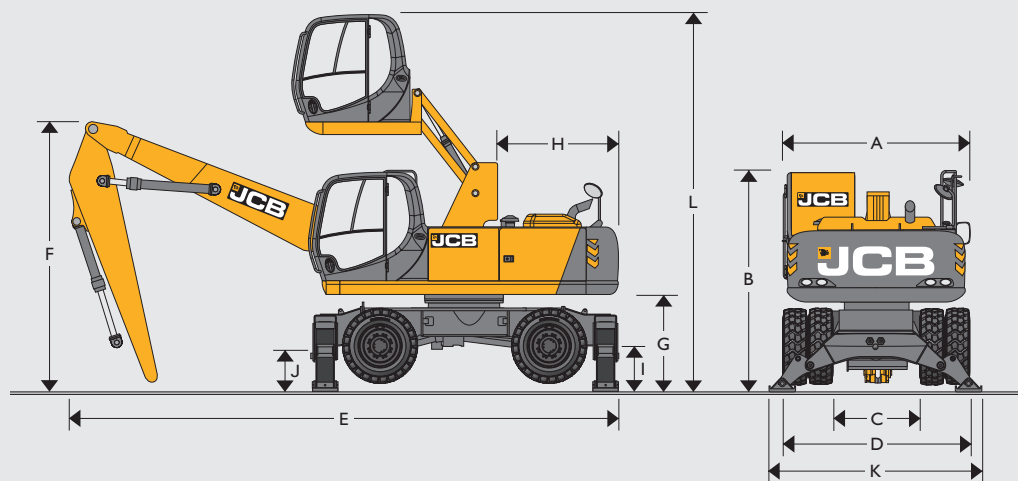
3





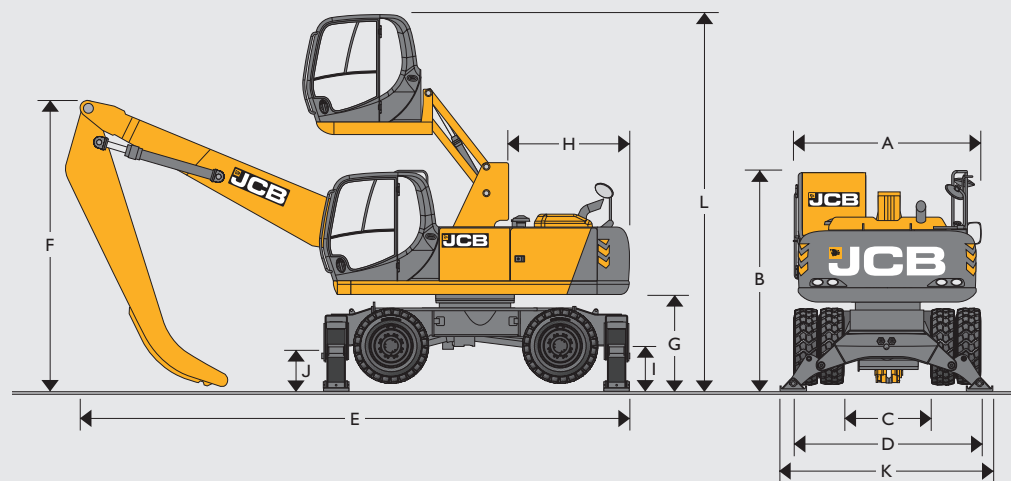
MAX. OPERATING WEIGHT: 20680kg ENGINE POWER: 93kW (125hp)

STATIC DIMENSIONS - MATERIALS HANDLER



A	Overall width (extra width axles)	mm	2500 (2750)
B	Height over cab (stabilisers raised)	mm	3194
C	Individual width between dual wheels (extra width axles)	mm	1350 (1600)
D	External width over dual wheels (extra width axles)	mm	2500 (2750)
E	Transport length	mm	8256
F	Transport height	mm	3336
G	Clearance under counterweight	mm	1270
H	Tail length	mm	2330
I	Height to axle centre line dual wheels	mm	498
J	Ground clearance	mm	350
K	Full width across stabilisers (down)	mm	3586
	Boom length	mm	5700
	Dipper length	mm	3600
L	Height over raised cab (stabilisers raised)	mm	5340

STATIC DIMENSIONS - SCRAP HANDLER



A	Overall width (extra width axles)	mm	2500 (2750)
B	Height over cab (stabilisers raised)	mm	3194
C	Individual width between dual wheels (extra width axles)	mm	1350 (1600)
D	External width over dual wheels (extra width axles)	mm	2500 (2750)
E	Transport length	mm	8256
F	Transport height	mm	3336
G	Clearance under counterweight	mm	1270
H	Tail length	mm	2330
I	Height to axle centre line dual wheels	mm	498
J	Ground clearance	mm	350
K	Full width across stabilisers (down)	mm	3586
	Boom length	mm	5700
	Dipper length	mm	4000
L	Height over raised cab (stabilisers raised)	mm	5340



**ENGINE**

Model	JCB EcoMAX 444 TCA-99 Eu Stage IIIB, EPA Tier 4 interim compliant.
Type	Water cooled, 4-stroke, 4-cylinder in-line, direct injection, turbocharged diesel.
Rated power (ISO 14396)	93kW (125hp).
Piston displacement	4.399 litres.
Injection	Electronic injection.
Air filtration	Dry element with secondary safety element and in cab warning indicator.
Cooling	Large capacity radiator.
Starting system	24 volt – 4kW.
Batteries	2 x 12 volt Heavy Duty.
Alternator	24 volt 55 amp.
Refuelling pump	Electric type (optional).

**SWING SYSTEM**

Drive train	Axial piston motor and planetary reduction final drive
Swing brake	Hydraulic braking plus automatic spring applied disc type parking brake
Swing speed	6 rpm
Swing gear	Large diameter, internally toothed fully sealed grease bath lubricated
Swing lock	Multi-position switchable brake

**CHASSIS**

Structure	High strength section		
Chassis	Front and rear stabilisers		
Stabilisers	Front or rear pin mount, independently operable - plus combinations		
Transmission	Hydrostatic drive via piston motor and powershift transmission		
Travel speed	Creep speed	Low ratio	High ratio
	3.8kph	8.1kph	25kph
Axles	Four wheel drive. Front steering axle oscillates		
Axle load capacity	32 tonnes		
Axle oscillation	+/- 8.5 degrees		
Ground clearance	350mm		
Steering	Fully hydraulic system		
Turning radius to outside of tyres	5.45m		
Brakes	All hydraulic, dual circuit hub brake system		
Parking brake	Built into the transmission		

**TYRES**

Twins	10.00 x 20 solid tyres with spacer ring
-------	---

**SERVICE CAPACITIES**

Fuel tank	litres	310
Engine coolant	litres	19.5
Engine oil	litres	20.4
Swing reduction gear	litres	6
Hydraulic system	litres	124
Hydraulic tank	litres	73
Transmission	litres	2.5
Axle differentials (each)	litres	Rear 12, Front 14
Axle hubs (each)	litres	2.0

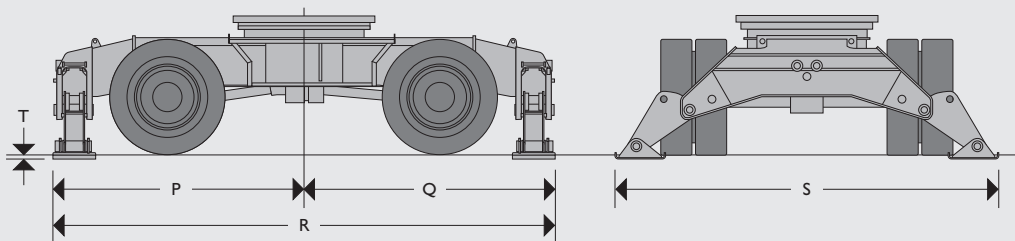
**MAIN HYDRAULIC SYSTEM**

System	Open centred, negative control hydraulic system with twin variable flow piston pumps providing flow-on-demand for maximum efficiency.
Main pumps	2 variable displacement axial piston type
Maximum flow	2 x 130 l/min
Main circuit pressure	314 bar
With power boost	343 bar
Servo pump	Gear type
Maximum flow	22 l/min
Servo pressure	40 bar
<b>Grab operation</b>	
Maximum flow	138 l/min
Maximum pressure for grab ram operation	314 (343) bar
<b>Rotate operation</b>	
Maximum flow	36 l/min (gear pump driven circuit) with closed centre
Hydraulic cylinders	With hardened, chromed piston rods and end cushioning on boom, dipper and bucket crowd cylinder
<b>Filtration</b>	
In tank	150 micron, suction strainer
Main return line	10 micron, fibreform element
Pilot line	10 micron, paper element

**OPERATING WEIGHTS - HYDRAULIC RAISED CAB**

Materials handler	kg	20720
Scrap handler	kg	20328

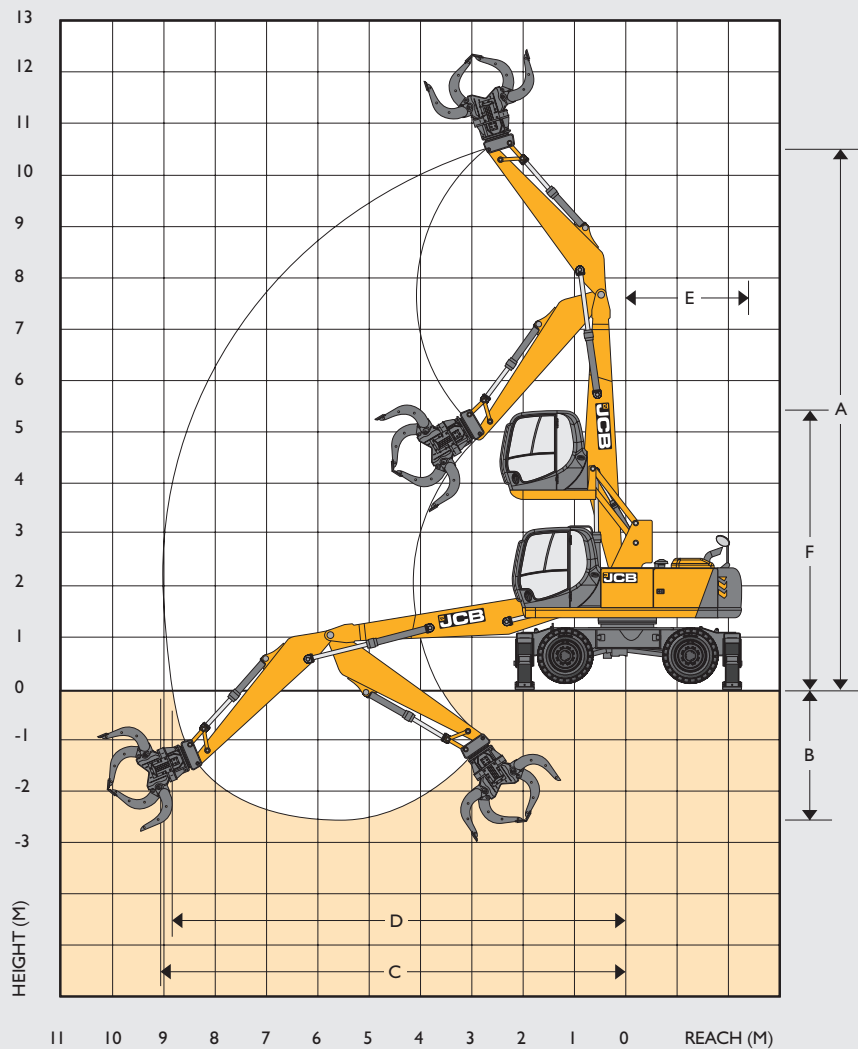
Machine equipped with 5.7m boom and 3.6m straight or 4.0m gooseneck dipper, no attachment. Operator and full fuel tank, and solid tyres.

**CHASSIS DIMENSIONS**

P	Centre of slew ring to front stabilisers	mm	2351
Q	Centre of slew ring to rear stabilisers	mm	2351
R	Length including front and rear stabilisers	mm	4701
S	Width over stabilisers (lowered)	mm	3586
T	Stabiliser lift height	mm	41



**WORKING RANGE**

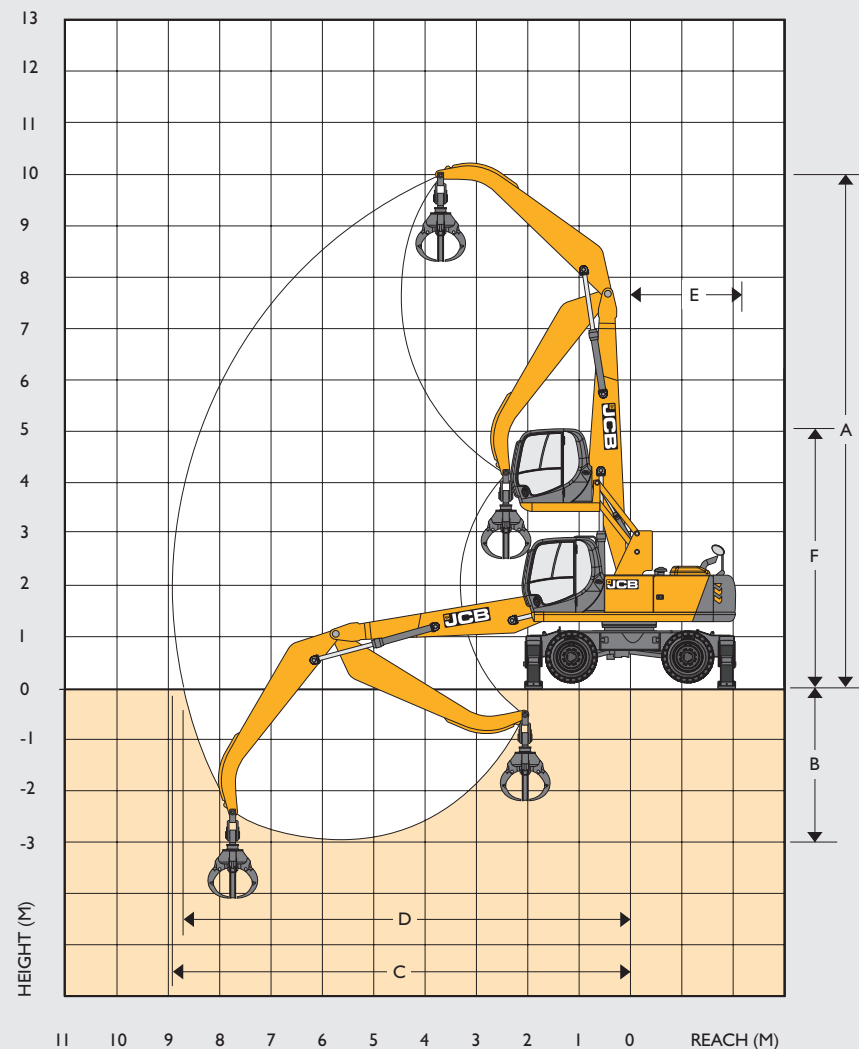


**MATERIAL HANDLING**

5.7m boom, 3.6m dipper

A	Maximum pin height	mm	10606
B	Maximum pin depth	mm	2493
C	Maximum pin reach	mm	9046
D	Maximum pin reach at ground level	mm	8806
E	Tail swing radius	mm	2330
F	Height over raised cab (stabilisers down)	mm	5380








**WORKING RANGE**

















**SCRAP HANDLING**

5.7m boom, 4.0m dipper

A	Maximum pin height	mm	10099
B	Maximum pin depth	mm	2893
C	Maximum pin reach	mm	8933
D	Maximum pin reach at ground level	mm	8690
E	Tail swing radius	mm	2330
F	Height over raised cab (stabilisers down)	mm	5380

LIFT CAPACITIES – 5.7m Boom, 3.6m Dipper, Stabilisers													JS20MH MATERIALS HANDLER			
Reach	3m		4m		5m		6m		7m		8m		Capacity at Maximum Reach			
															mm	
Load Point Ht.	kg	kg	kg	kg	kg	kg	kg	kg	kg	kg	kg	kg	kg	kg	mm	
10.0m	8290*	8290*												8190*	8190*	3050
9.0m			7040*	7040*										6110*	6110*	4978
8.0m			6150*	6150*	6410*	6410*	5830*	5750						5330*	5330*	6170
7.0m			5520*	5520*	6030*	6030*	5880*	5810	5020*	4430				4930*	4410	7019
6.0m	4500*	4500*	5330*	5330*	5960*	5960*	5920*	5760	5220*	4460				4710*	3820	7642
5.0m			6020*	6020*	6530*	6530*	6020*	5660	5240*	4410	4520*	3530		4440	3460	8093
4.0m					7320*	7320*	6140*	5520	5260*	4330	4490*	3510		4130*	3240	8399
3.0m					7510*	7100	6200*	5360	5230*	4240	4400*	3470		3830*	3120	8577
2.0m					7480*	6860	6120*	5220	5100*	4160	4210*	3420		3510*	3060	8635
1.0m					7110*	6700	5840*	5110	4830*	4090	3880*	3390		3150*	3090	8574
0m					6400*	6400*	5320*	5050	4350*	4060	3330*	3330*		2730*	2730*	8393
- 1.0m			6030*	6030*	5360*	5360*	4500*	4500*	3590*	3590*				2570*	2570*	7884

LIFT CAPACITIES – 5.7m Boom, 3.6m Dipper, Wheels													JS20MH MATERIALS HANDLER				
Reach	3m		4m		5m		6m		7m		8m		Capacity at Maximum Reach				
															mm		
Load Point Ht.	kg	kg	kg	kg	kg	kg	kg	kg	kg	kg	kg	kg	kg	kg	mm		
10.0m	8290*	8290*													8190*	8190*	3050
9.0m			7040*	7040*											6110*	5560	4978
8.0m			6150*	6150*	6410*	5690	5110	4140							4850	3930	6170
7.0m			5520*	5520*	6030*	5690	5170	4200	3920	3190					3900	3170	7019
6.0m	4500*	4500*	5330*	5330*	5960*	5590	5130	4150	3950	3210					3370	2740	7642
5.0m			6020*	6020*	6530*	5420	5020	4060	3900	3160	3110	2520			3050	2470	8093
4.0m					6530	5190	4880	3920	3830	3090	3090	2500			2850	2300	8399
3.0m					6260	4940	4730	3780	3740	3010	3050	2460			2730	2200	8577
2.0m					6020	4720	4590	3650	3660	2930	3000	2410			2690	2160	8635
1.0m					5860	4570	4480	3550	3590	2870	2970	2380			2700	2170	8574
0m					5770	4490	4420	3490	3550	2830	2690	2370			2730*	2240	8393
- 1.0m			6030*	6030*	5360*	4480	4400	3480	3550	2830					2570*	2440	7884



Lift capacity front and rear.































Lift capacity full circle.

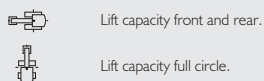
Notes:

1. The above loads are in compliance with SAE and ISO Hydraulic Excavator Lift Capacity Standards.
2. They do not exceed 87% of hydraulic lifting capacity or 75% of tipping load.
3. Rated loads marked with an asterisk(\*) are limited by hydraulic capacity rather than tipping load.



LIFT CAPACITIES – 5.7m Boom, 4.0m Dipper, Stabilisers													JS20MH SCRAP HANDLER			
Reach	3m		4m		5m		6m		7m		8m		Capacity at Maximum Reach			
															mm	
Load Point Ht.	kg	kg	kg	kg	kg	kg	kg	kg	kg	kg	kg	kg	kg	kg	mm	
10.0m	7470*	7470*												6570*	6570*	3992
9.0m			6240*	6240*	6120*	6120*								5340*	5340*	5597
8.0m			5440*	5440*	5740*	5740*	5730*	5730*						4790*	4790*	6677
7.0m			4890*	4890*	5360*	5360*	5670*	5670*	5410*	4740				4480*	4240	7468
6.0m			4660*	4660*	5260*	5260*	5670*	5670*	5400*	4740	4550*	3810		4310*	3760	8056
5.0m			5030*	5030*	5630*	5630*	5990*	5950	5450*	4690	4810*	3810		4230*	3460	8484
4.0m					7040*	7040*	6340*	5820	5500*	4610	4800*	3770		4200*	3270	8777
3.0m					7750*	7470	6470*	5670	5530*	4520	4750*	3730		3930*	3170	8947
2.0m					7840*	7230	6470*	5530	5460*	4440	4620*	3680		3650*	3120	9002
1.0m					7630*	7050	6290*	5410	5260*	4370	4370*	3640		3330*	3140	8944
0m					7060*	6940	5870*	5340	4870*	4320	3940*	3620		2960*	2960*	8771
- 1.0m			7150*	7150*	6150*	6150*	5160*	5160*	4240*	4240*	3230*	3230*		2670*	2670*	8390

LIFT CAPACITIES – 5.7m Boom, 4.0m Dipper, Wheels													JS20MH SCRAP HANDLER			
Reach	3m		4m		5m		6m		7m		8m		Capacity at Maximum Reach			
															mm	
Load Point Ht.	kg	kg	kg	kg	kg	kg	kg	kg	kg	kg	kg	kg	kg	kg	mm	
10.0m	7470*	7470*												6570*	6570*	3992
9.0m			6240*	6240*	6120*	5890								5340*	4850	5597
8.0m			5440*	5440*	5740*	5740*	5430	4460						4510	3710	6677
7.0m			4890*	4890*	5360*	5360*	5460	4480	4230	3490				3780	3110	7468
6.0m			4660*	4660*	5260*	5260*	5410	4440	4230	3490	3390	2790		3350	2760	8056
5.0m			5030*	5030*	5630*	5630*	5320	4350	4180	3440	3390	2790		3080	2530	8484
4.0m					6880	5530	5180	4230	4100	3370	3350	2760		2900	2390	8777
3.0m					6620	5290	5040	4090	4020	3290	3310	2720		2800	2310	8947
2.0m					6380	5070	4900	3960	3930	3210	3260	2270		2760	2270	9002
1.0m					6210	4910	4780	3850	3860	3140	3220	2630		2780	2280	8944
0m					6100	4820	4710	3780	3820	3100	3200	2610		2850	2340	8771
- 1.0m			7150*	6570	6070	4790	4680	3760	3800	3080	3200	2620		2670*	2480	8390



- Notes:**
1. The above loads are in compliance with SAE and ISO Hydraulic Excavator Lift Capacity Standards.
  2. They do not exceed 87% of hydraulic lifting capacity or 75% of tipping load.
  3. Rated loads marked with an asterisk(\*) are limited by hydraulic capacity rather than tipping load.



**ONE COMPANY, OVER 300 MACHINES.**

Your nearest JCB dealer

ООО "Предприятие "Стройкомплект" -  
официальный дилер спецтехники JCB  
в Уральском, Сибирском регионах  
и на Дальнем Востоке  
Телефон бесплатной горячей линии:  
8 800 700 5 066 [www.skl.ru](http://www.skl.ru)

 ПРЕДПРИЯТИЕ **СТРОЙКОМПЛЕКТ** [WWW.SKL.RU](http://WWW.SKL.RU)

9999/5816 08/14 en-GB Issue 1 (T4)

### Wheeled Material Handler JS20MH

Engine power: 93kW (125hp) Operating weight: 20,328 – 20,720 kg (excluding attachment)

JCB Sales Limited, Rokeceter, Staffordshire, United Kingdom ST14 5JP.

Tel: +44 (0)1889 590312 Email: [salesinfo@jcb.com](mailto:salesinfo@jcb.com)

Download the very latest information on this product range at: [www.jcb.com](http://www.jcb.com)

©2009 JCB Sales. All rights reserved. No part of this publication may be reproduced, stored in a retrieval system, or transmitted in any form or by any other means, electronic, mechanical, photocopying or otherwise, without prior permission from JCB Sales. All references in this publication to operating weights, sizes, capacities and other performance measurements are provided for guidance only and may vary dependant upon the exact specification of machine. They should not therefore be relied upon in relation to suitability for a particular application. Guidance and advice should always be sought from your JCB Dealer. JCB reserves the right to change specifications without notice. Illustrations and specifications shown may include optional equipment and accessories. The JCB logo is a registered trademark of J C Bamford Excavators Ltd.

